

Sweetwater

CHOOSING THE RIGHT SIZE GUITAR SLIDE

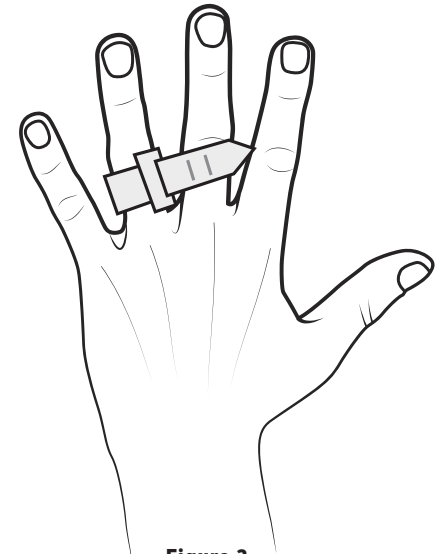
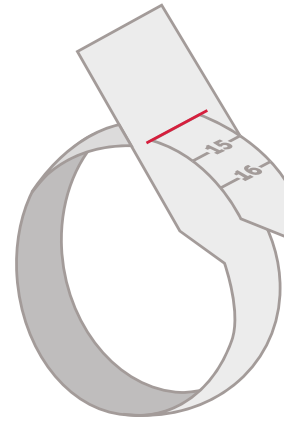
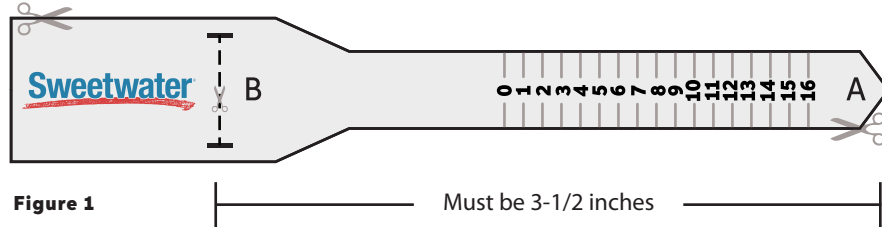


Figure 1 Must be 3-1/2 inches

Figure 2

Figure 3

1. Print this page at 100%.
2. Cut out the Sweetwater Guitar Ring Sizer (fig. 1).
3. Insert "A" through slot "B" (fig. 2).
4. Put Ring Sizer on your finger and pull the tab until it fits comfortably (fig. 3).
5. Read size from scale.
6. Convert ring size to slide size using this chart. →

<u>Ring Size</u>	<u>Slide Size</u>
4-7.5	Small
8-10.5	Medium
11-13.5	Large
14-16	Extra Large

