

ProTools HD 7.4 Activation and Upgrade Guide.

Thanks for purchasing your Pro Tools 7.4 upgrade from www.sweetwater.com. Once you've completed the online purchase, you'll receive an email like the example below.

Sweetwater email example.

Dear Sweetwater Customer,

Thank you for your order from Sweetwater! Your order shipped 11/19/07 via Electronic Delivery.

This email includes important information you may want to refer to later, so please keep a copy for your records. If you have questions about your order, please call us at (800) 222-4700

If you need technical or troubleshooting help, check out SweetCare Online (<http://www.sweetwater.com/support/>) or contact our SweetCare Center by phone at (800) 222-4700 (available Mon-Fri 9AM-7PM, Sat. 11AM-3PM).

--- IMPORTANT: How to Activate Your Digidesign Software ---

Your Digidesign Activation code(s) are listed in the invoice portion of this email (below).

Go to <http://www.digidesign.com/activation> and enter your activation code listed below to activate your software. If you do not yet have the software installed, you will be able to download it after authorizing your iLok.....

... Thank for shopping at Sweetwater

Sold To:
John Q Customer

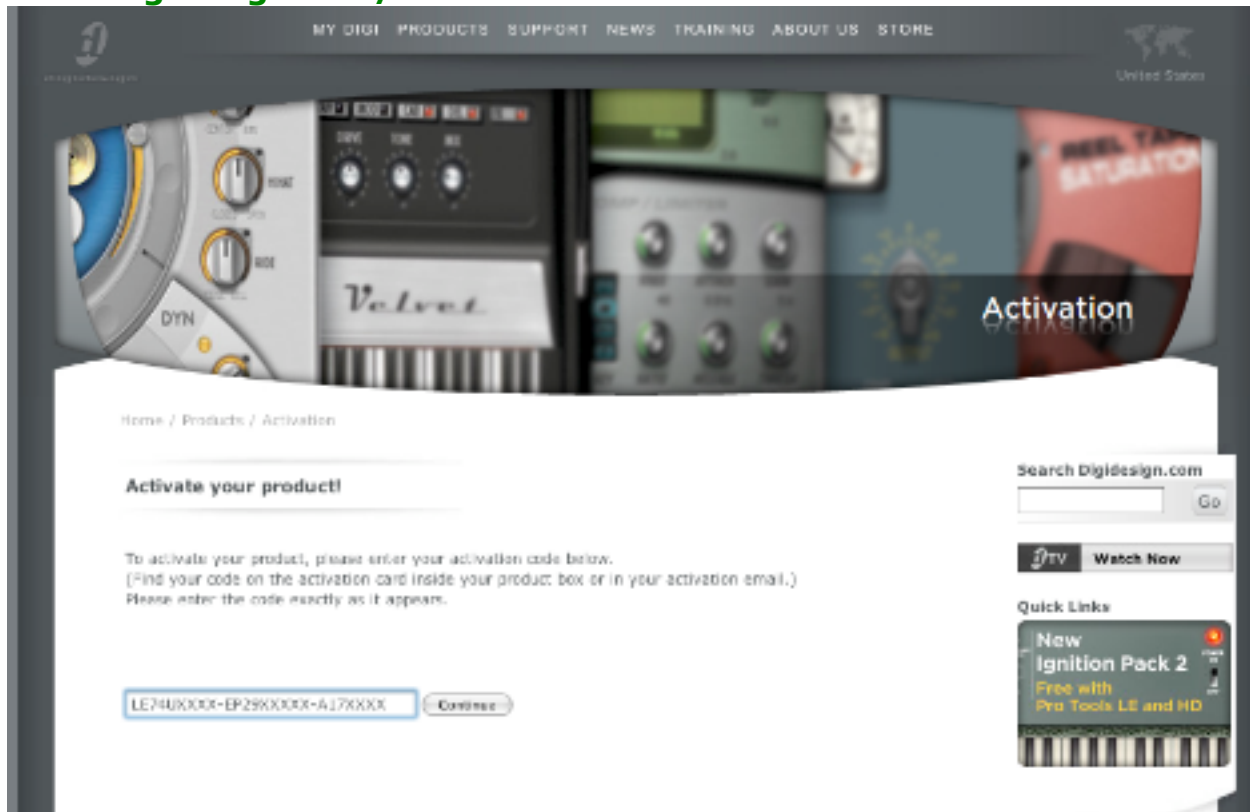
Qty	ItemID	Description	Ser#
1	PTHDv74Up	Pro Tools HD v7.4 Upgrade Activation: HD74UXXXX-EPXXXX63-A1XXXX4	

Be sure to save and (if possible) print a copy of this email for your records.

Here's an illustrated list of steps you'll want to follow to activate your upgrade and download the upgrade.

1) Visit <http://www.digidesign.com/activation>. At this website, enter the activation code from the email sent to you from Sweetwater.

www.digidesign.com/activation



TIP: you can copy-and-paste the code, but make sure there are no extra spaces before or after the activation code, and no punctuation like commas included.

NOTE: if you choose to type the code into this field, be sure to enter it precisely as written in the email. Use capital and lower case letters, add dashes where printed, etc.

2) Once you've verified the activation code is entered correctly, click the 'CONTINUE' button to proceed to the next page. As in the example below, you'll be asked to log into your MyDigi account using an email address and password.

If you haven't already created a MyDigi account, click "Create Profile" to make your own MyDigi account profile. *(if you have registered and/or activated a Digidesign product, it is likely you already have a MyDigi account)*

MyDigi Login example

Home / My Digi



My Digi

Create a My Digi profile and enjoy access to an enhanced version of Digidesign.com. Your My Digi profile allows you access to software downloads, news subscriptions, event registration, customized content and DigiStore integration.



[My Digi overview](#)

Please login

Email Address/Login:

Password (case sensitive):

Login

If you do not have a profile, please click below to create one.

[Forgot your password?](#)

[Create Profile](#)

3) After logging into or creating your MyDigi account, you'll be asked to complete a registration form.

As in the example below, you'll be asked for your iLok ID. **NOTE, this is NOT the iLok serial number, it is the ID with which you log into your account at www.ilok.com.** If you are not sure of your iLok login ID, check first by visiting www.ilok.com to confirm your ID.

Registration form

Home / Products / Activation

To activate your software, please enter your iLok ID below.

If you currently do not have an iLok account, please create one at www.ilok.com before continuing.

Tell me more about **iLok**.

iLok ID:

Important! Please double-check to make sure that you enter your iLok.com User ID correctly. Digidesign is not responsible for incorrect entries and may charge a fee to amend iLok.com User ID errors. If you are unsure of your User ID or do not have one, please visit [this page](#) for more information about iLok.com.

Address Registration

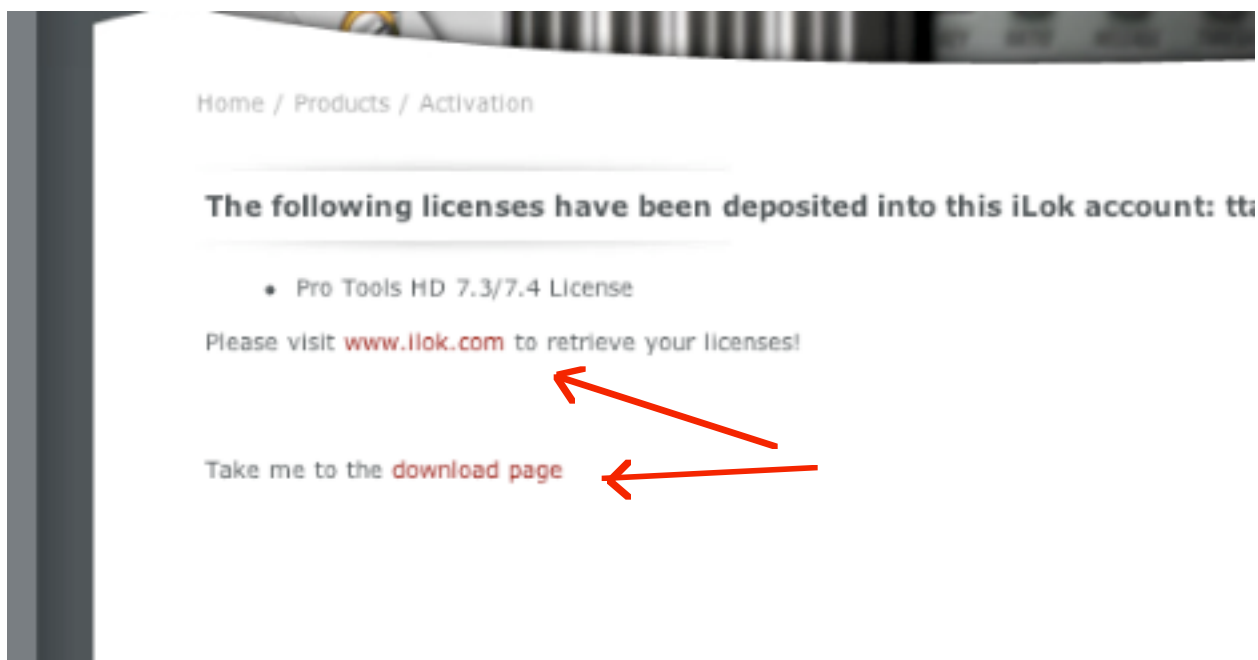
Product: Pro Tools HD 7.3 (Amnesty) to 7.4 Upgrade

Country *	<input type="text" value="United States"/>
First Name *	<input type="text" value="IM"/>
Last Name *	<input type="text" value="Grateful"/>
Company	<input type="text"/>
Address 1 *	<input type="text" value="21 Jump St"/>
Address 2	<input type="text"/>
City *	<input type="text" value="Walla Walla"/>
State Or Province *	<input type="text" value="Washington"/>
Zip or Postal Code *	<input type="text" value="98765"/>
Phone (Day) *	<input type="text" value="321 5554321"/>
Fax	<input type="text"/>
Email *	<input type="text" value="Im_grateful@internet.com"/>


4) When all necessary fields have been completed, click "Continue." The next page will notify you that a license for ProTools HD 7.4 has been deposited on your ilok.com account. Visit Sweetwater's ilok authorization guide (<http://www.sweetwater.com/sweetcare/ilok/index.php>) for help authorizing your ilok.

You'll also see a link to the downloads page. The downloads page will include installers for ProTools LE on Mac OSX and Windows, as well as documentation.

License and download link



5) Once you've completed registration and activation. The same activation code and downloads page can be found by logging into your MyDigi account at www.digidesign.com any time.



Your MyDigi account will have a "Registered Downloads" section with your activation code and a link of the complete list of downloads.

A screenshot of the MyDigi account dashboard. The dashboard is divided into two columns. The left column contains sections for 'My Profile' (with links for Edit Profile, Update Preferences, Logout), 'DigiStore Order History' (stating 'You do not have any orders'), 'Registered Events' (stating 'You have not registered for any events'), and 'Registered Downloads'. The right column contains 'Email Subscriptions' (with a table of subscription options and a 'Save Changes' button) and 'Activation Codes' (showing a product 'Pro Tools Ignition Pack 2 Pro' and a 'View All Codes' link). A red arrow points to the 'Download' link in the 'Registered Downloads' section.

Product/Authorization Code/Download	Size
Pro Tools LE 7.3 to 7.4 Upgrade	
DIGI0740 8a2c0045 2a647f17	
What's New in Pro Tools LE & M-Powered 7.4 (PDF)	2.71 Mb Download
View All Downloads	